

ALAMARIN-JET OY

Water jet installation examples



Vol. 1.2



Templates



Aluminum template



Fibreglass template

Installation angle fixed 4°, study Installation Manual for exact instructions.




Template, moulds



- Template installation for re-powering.



Template, moulds




- Template installation to the boat mould.



Template, moulds



Twin-installation template adapter part for the boat mould.



Template installed to the boat mould (single-installation).



Template welded to the aluminum hull.




Template, moulds



Hull mould ready for the jet installation.

Hull taken out of the mould.
Ready for the jet installation.




Aluminium hull



- JET-installation to the aluminium hull.



Water intakes



- Water intake examples.



Jets installed



- Spray rail lengths



Jets installed



Jet integrated into the hull



Twin-installation

Jets installed



230 JET, tube type



230 JET, round type

- Reverse bucket types




Jets installed



- Jet reverse bucket shelter



Jets installed



Twin-installation



Limited movement for the hydraulic nozzle steering.



Bobtail installation




Bobtail adaptor for installations without gearbox.




BOBTAIL-installation



Intermediate shafts




Centaflex A-series



Constant velocity-shaft
with gear box





Universal joint shafts



Engines



Twin-installation



Single installation



Jet Accessories, Shifting mechanisms



700-series

- Stepless movement for the reverse bucket operating (Teleflex)



CH4400



-Electronical reverse bucket control



Jet Accessories, Shifting mechanisms



Ultraflex B-58



Kobelt 2016

- Stepless movement for the reverse bucket operating



Jet Accessories



- Solutions for the helmsman

